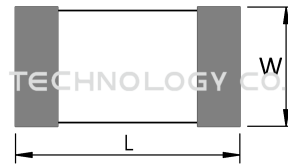
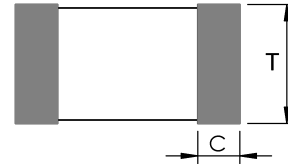



# MLVS1812AM21192



## Appearance & Shape



Unit:mm	1210	1812
L	3.20±0.3	4.50±0.40
W	2.50±0.25	3.20±0.30
T	1.7 max.	2.5 max.
C	0.50±0.25	0.60±0.30

注意 NOTICE: All Specifications are subject to change without notice.  
1. 本文件由 INPAQ 佳邦科技網站下載，若規格變更及停產，請於訂購時確認，恕不另行通知。  
2. 本文件僅說明參考標準規格，如需訂購，請依實際核准所需規格進行申辦。

## Specification

L size(mm)	4.5
W size(mm)	3.2
T size(mm)	2.5 max
Size codeInch (mm)	1812 (4532)
VRMS (V) max	21
VDC (V) max	30
VV (V) min	37
VV (V) max	46
Vc Condition (A)	5
Vc (V) max	70
Cp Condition (KHZ)	1
Cp (pF) min	-
Cp (pF) Type	1900
Cp (pF) max	-
I <sub>max</sub> (A) max	800
W <sub>max</sub> (Joul) max	-

注意 NOTICE: All Specifications are subject to change without notice.

Page 2/3

1. 本文件由 INPAQ 佳邦科技網站下載，若規格變更及停產，請於訂購時確認，恕不另行通知。
2. 本文件僅說明參考標準規格，如需訂購，請依實際核准所需規格進行申辦。

## Notices

VRMS – Maximum AC operating voltage the varistor can maintain and not exceed 10μA leakage current

VDC – Maximum DC operating voltage the varistor can maintain and not exceed 10μA leakage current

VV – Voltage across the device measured at 1mA DC current.

Equivalent to Vb, “Breakdown Voltage”.

Vc – Maximum peak voltage across the varistor measured at 8/20us waveform and 1A pulse current

Cp – Device capacitance measured with zero volt bias 1Vrms.

imax – Maximum peak current which may be applied with 8/20us waveform without device failure

Wmax – Maximum energy that may be dissipated with the 10/1000us waveform without device failure

## Packing

Packing Reel (Inch)	Carrier tape	Standard package quantity (KPCS)	Piece weight (gram)	MSL Level
7	Plastic type	1	0.116	1

注意 NOTICE: All Specifications are subject to change without notice.

Page 3/3

1. 本文件由 INPAQ 佳邦科技網站下載，若規格變更及停產，請於訂購時確認，恕不另行通知。
2. 本文件僅說明參考標準規格，如需訂購，請依實際核准所需規格進行申辦。