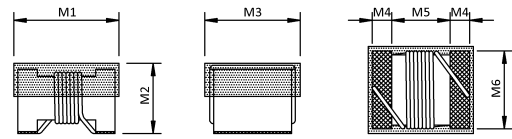
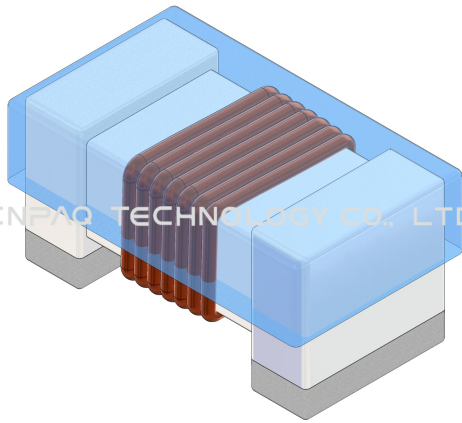


WCI1005CP75N_



Appearance & Shape



INPAQ TECHNOLOGY CO., LTD.

Series	M1	M2	M3	M4	M5	M6
WCI1005CP	1.19 MAX.	0.66 MAX.	0.64 MAX.	0.23±0.1	0.56±0.1	0.50±0.1

Unit:mm



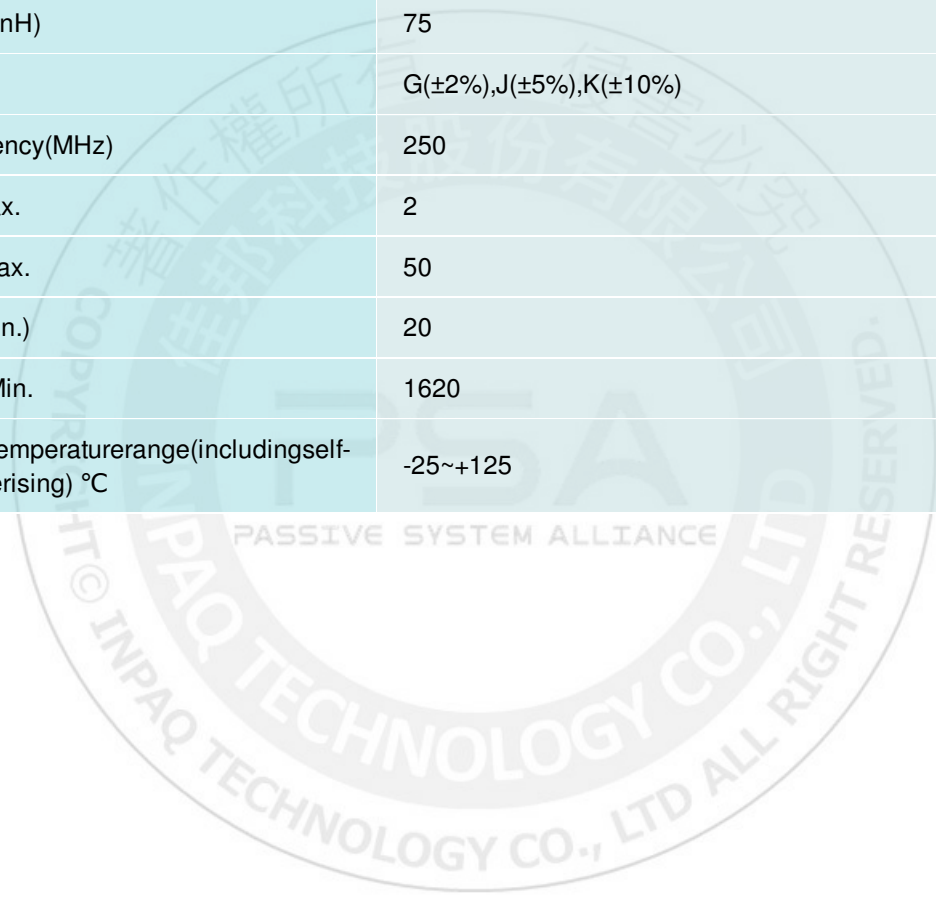
注意 NOTICE: All Specifications are subject to change without notice.

Page 1/3

1. 本文件由 INPAQ 佳邦科技網站下載，若規格變更及停產，請於訂購時確認，恕不另行通知。
2. 本文件僅說明參考標準規格，如需訂購，請依實際核准所需規格進行申辦。

Specification

L size(mm)	1.19(Max)
W size(mm)	0.64(Max)
T size(mm)	0.66(Max)
Size code inch (mm)	0402/1005
Inductance(nH)	75
Tolerance	G(±2%),J(±5%),K(±10%)
Test Frequency(MHz)	250
DCR(Ω) Max.	2
Irms(mA) Max.	50
Q Value (Min.)	20
SRF[MHz]Min.	1620
OperatingTemperature range(including self-temperature rising) °C	-25~+125



注意 NOTICE: All Specifications are subject to change without notice.

Page 2/3

1. 本文件由 INPAQ 佳邦科技網站下載，若規格變更及停產，請於訂購時確認，恕不另行通知。
2. 本文件僅說明參考標準規格，如需訂購，請依實際核准所需規格進行申辦。

🔗 Notices

- 1.1. Ceramic core wire wound construction.
- 1.2. Component miniaturization is more suitable for SMT layout use.
- 1.3. Inductance values from 1.0 to 120 nH.
- 1.4. The Q value is better than multilayer technology.

🔗 Packing

Packing Reel(Inch)	Carrier Tape	Standard package quantity(KPCS)	Piece weight(gram)	MSL Level
7	Paper type	4	0.00084	1

注意 NOTICE: All Specifications are subject to change without notice.

- 1. 本文件由 INPAQ 佳邦科技網站下載，若規格變更及停產，請於訂購時確認，恕不另行通知。
- 2. 本文件僅說明參考標準規格，如需訂購，請依實際核准所需規格進行申辦。

Page 3/3