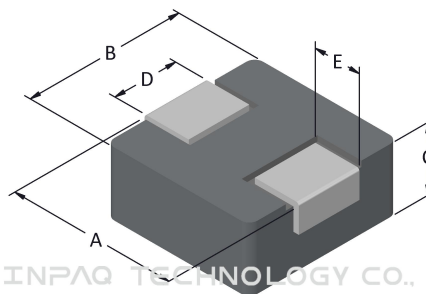



AIP0840MB-100M



Appearance & Shape



Series	A (mm)	B (mm)	C (mm)	D (mm)	E (mm)
AIP0840MB	8.8±0.4	8.2±0.3	3.8±0.2	5.0±0.3	1.4±0.3
AIP1030MB	11.5max.	10.0±0.3	2.8±0.2	3.0±0.5	2.0±0.5
AIP1040MB	11.5max.	10.0±0.3	3.8±0.2	3.0±0.5	2.0±0.5
AIP1050MB	11.5max.	10.0±0.3	4.8±0.2	3.0±0.5	2.0±0.5

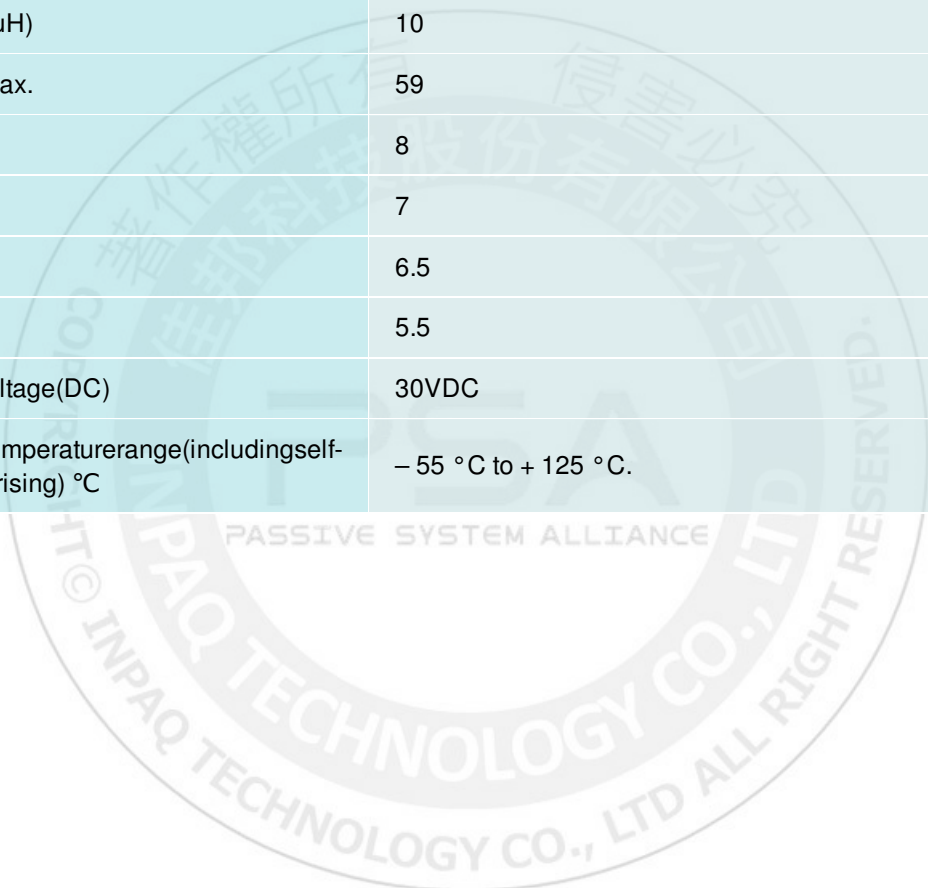


注意 NOTICE: All Specifications are subject to change without notice.

1. 本文件由 INPAQ 佳邦科技網站下載，若規格變更及停產，請於訂購時確認，恕不另行通知。
2. 本文件僅說明參考標準規格，如需訂購，請依實際核准所需規格進行申辦。

Specification

L size(mm)	8.8±0.4
W size(mm)	8.2±0.3
T size(mm)	3.8±0.2
Size codeInch (mm)	0840
Inductance(uH)	10
DCR(mΩ) Max.	59
Isat(A) Typ.	8
Isat(A) Max.	7
Irms(A) Typ.	6.5
Irms(A) Max.	5.5
Withstandvoltage(DC)	30VDC
OperatingTemperaturerange(includingself-temperaturerising) °C	- 55 °C to + 125 °C.



注意 NOTICE: All Specifications are subject to change without notice.

Page 2/3

1. 本文件由 INPAQ 佳邦科技網站下載，若規格變更及停產，請於訂購時確認，恕不另行通知。
2. 本文件僅說明參考標準規格，如需訂購，請依實際核准所需規格進行申辦。

Notices

Note 1: Customized design is available, please contact us.

Note 2: All test referenced to 25°C ambient

Note 3: Inductance tolerance +/- 20%

Note 4: Inductance is measured with with LCR meters WK6500B(Wayne Kerr) or equivalent.at 100KHz/1V.

Note 5: DC resistance is measured with HIOKI® micro-ohm meter RM3543 or equivalent.

Note 6: Isat means that DC current will cause a 30% inductance reduction from initial value.

Note 7: Irms means that DC current will cause coil temp. rising to 40°C whichever is smaller.

Note 8: Withstand voltage is 30V DC.

Packing

Packing Reel(Inch)	Standard package quantity(KPCS)	Piece weight(gram)	MSL Level
13	0.8	1.1	1

注意 NOTICE: All Specifications are subject to change without notice.

Page 3/3

1. 本文件由 INPAQ 佳邦科技網站下載，若規格變更及停產，請於訂購時確認，恕不另行通知。
2. 本文件僅說明參考標準規格，如需訂購，請依實際核准所需規格進行申辦。