

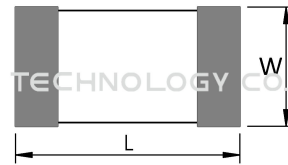
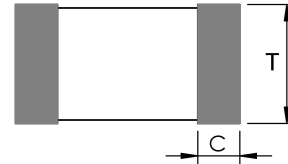
MLVS2220ZP50842



Appearance & Shape




INPAQ TECHNOLOGY CO., LTD.



INPAQ TECHNOLOGY CO., LTD.

Unit: mm	2220	
L	5.70±0.4	
W	5.20±0.4	
T	3.0 Max (AP)	2.8 Max (ZP)
C	1.4 Max	



注意 NOTICE: All Specifications are subject to change without notice.

Page 1/3

1. 本文件由 INPAQ 佳邦科技網站下載，若規格變更及停產，請於訂購時確認，恕不另行通知。
2. 本文件僅說明參考標準規格，如需訂購，請依實際核准所需規格進行申辦。

Specification

L size(mm)	5.7
W size(mm)	5.2
T size(mm)	2.8 Max.
Size codeInch (mm)	2220 (5650)
VRMS (V) max	50
VDC (V) max	65
VV (V) min	73.8
VV (V) max	90.2
Vc Condition (A)	10
Vc (V) max	135
Cp Condition (KHZ)	1
Cp (pF) min	-
Cp (pF) Type	8400
Cp (pF) max	-
I _{max} (A) max	4500
W _{max} (Joul) max	-

注意 NOTICE: All Specifications are subject to change without notice.

Page 2/3

1. 本文件由 INPAQ 佳邦科技網站下載，若規格變更及停產，請於訂購時確認，恕不另行通知。
2. 本文件僅說明參考標準規格，如需訂購，請依實際核准所需規格進行申辦。

Notices

VRMS – Maximum AC operating voltage the varistor can maintain and not exceed 10µA leakage current

VDC – Maximum DC operating voltage the varistor can maintain and not exceed 10µA leakage current

VV – Voltage across the device measured at 1mA DC current. Equivalent to Vb, “Breakdown Voltage”.

Vc – Maximum peak voltage across the varistor measured at 8/20us waveform and 1A pulse current

Cp – Device capacitance measured with zero volt bias 1Vrms at 1MHz.

imax – Maximum peak current which may be applied with 8/20us waveform without device failure

Wmax – Maximum energy that may be dissipated with the 10/1000us waveform without device failure

Packing

Packing Reel (Inch)	Carrier tape	Standard package quantity (KPCS)	Piece weight (gram)	MSL Level
13	Plastic type	2	0.42	1

注意 NOTICE: All Specifications are subject to change without notice.

Page 3/3

1. 本文件由 INPAQ 佳邦科技網站下載，若規格變更及停產，請於訂購時確認，恕不另行通知。

2. 本文件僅說明參考標準規格，如需訂購，請依實際核准所需規格進行申辦。