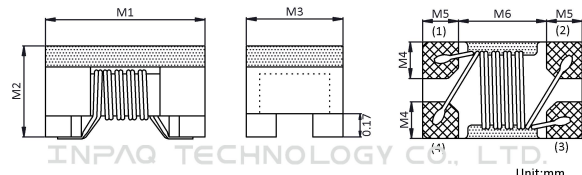



# SCM2012F-121QT



## Appearance & Shape



Series	M1	M2	M3	M4	M5	M6
SCM2012F	2.0±0.2	1.20±0.2	1.20±0.2	0.40 TYP.	0.45 TYP.	1.10 TYP.

Unit:mm



注意 NOTICE: All Specifications are subject to change without notice.

Page 1/4

1. 本文件由 INPAQ 佳邦科技網站下載，若規格變更及停產，請於訂購時確認，恕不另行通知。
2. 本文件僅說明參考標準規格，如需訂購，請依實際核准所需規格進行申辦。

## Specification

L size(mm)	2.0±0.2
W size(mm)	1.2±0.2
T size(mm)	1.2±0.2
Size code inch (mm)	0805/2012
Impedance(Ω)	120
Tolerance	Q(±25%)
Test Frequency(MHz)	100
DCR(Ω) Max.	0.3
Rated Current(mA) Max.	370
Rated Voltage (Vdc)	50
Withstand Voltage (Vdc)	125
InsulationResistance125VDC(MΩ)min.	10
OperatingTemperaturerange(includingself-temperaturerising) °C	-40~+125

注意 NOTICE: All Specifications are subject to change without notice.

Page 2/4

1. 本文件由 INPAQ 佳邦科技網站下載，若規格變更及停產，請於訂購時確認，恕不另行通知。
2. 本文件僅說明參考標準規格，如需訂購，請依實際核准所需規格進行申辦。

## Notices

- 1.1. Small wire-wound SMD common mode filter: 2.0x1.2x1.2mm.
- 1.2. It can suppress noise for high-speed differential signal lines without destroying signal waveforms.
- 1.3. Maintain the required common-mode filtering characteristics, the impedance to common-mode noise can be cleared, and has excellent EMC suppression ability.
- 1.4. The differential mode impedance is suppressed and has almost no effect on high-speed signals.

## Packing

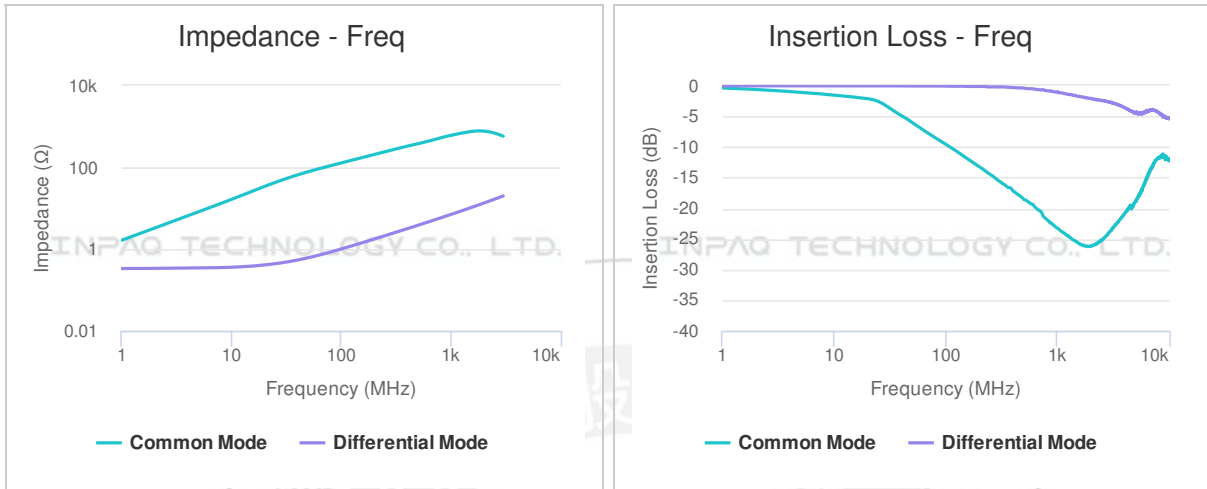
Packing Reel(Inch)	Carrier Tape	Standard package quantity(KPCS)	Piece weight(gram)	MSL Level
7	Plastic type	2	0.012	1

注意 NOTICE: All Specifications are subject to change without notice.

Page 3/4

- 1. 本文件由 INPAQ 佳邦科技網站下載，若規格變更及停產，請於訂購時確認，恕不另行通知。
- 2. 本文件僅說明參考標準規格，如需訂購，請依實際核准所需規格進行申辦。

## Characteristic curve



注意 NOTICE: All Specifications are subject to change without notice.

Page 4/4

1. 本文件由 INPAQ 佳邦科技網站下載，若規格變更及停產，請於訂購時確認，恕不另行通知。
2. 本文件僅說明參考標準規格，如需訂購，請依實際核准所需規格進行申辦。